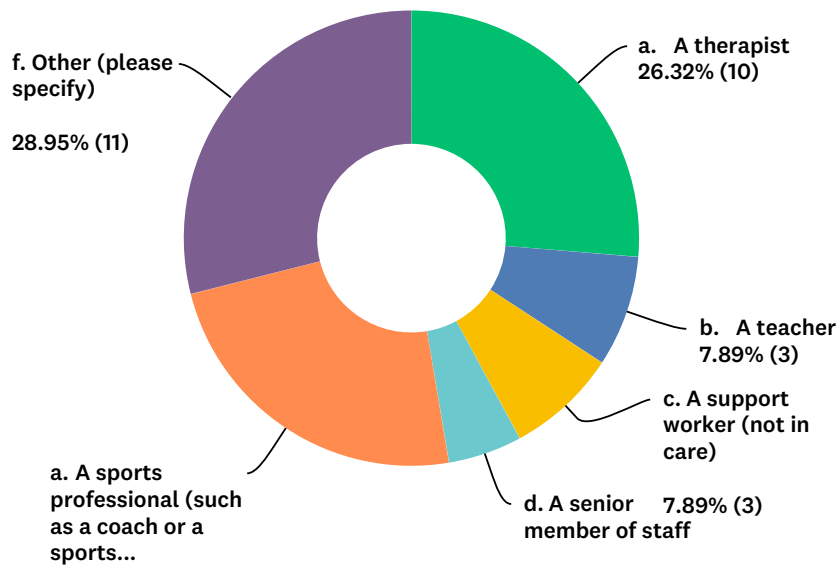


### Q1 I am:

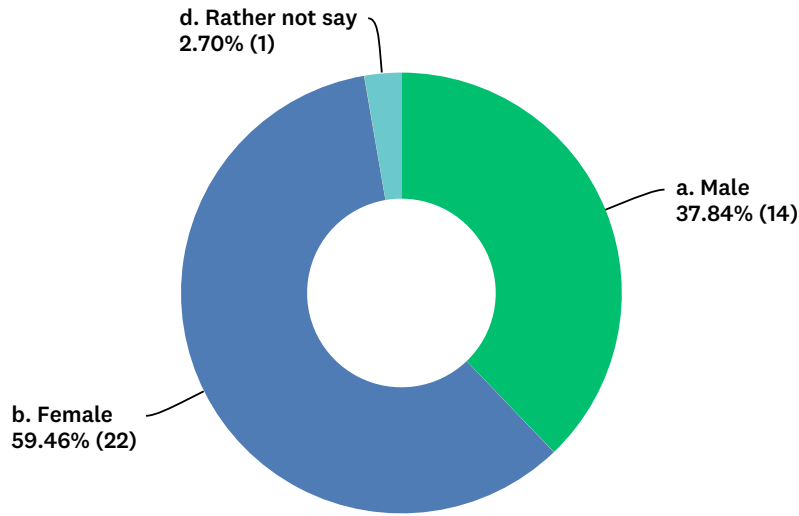
Answered: 38 Skipped: 0



| ANSWER CHOICES  | RESPONSES |           |
|---|-----------|-----------|
| a. A therapist  | 26.32%    | 10        |
| b. A teacher  | 7.89%     | 3         |
| c. A support worker (not in care)                                   | 7.89%     | 3         |
| d. A senior member of staff   | 5.26%     | 2         |
| a. A sports professional (such as a coach or a sports psychologist) | 23.68%    | 9         |
| f. Other (please specify)   | 28.95%    | 11        |
| <b>TOTAL</b>  |           | <b>38</b> |

## Q2 What gender are you?

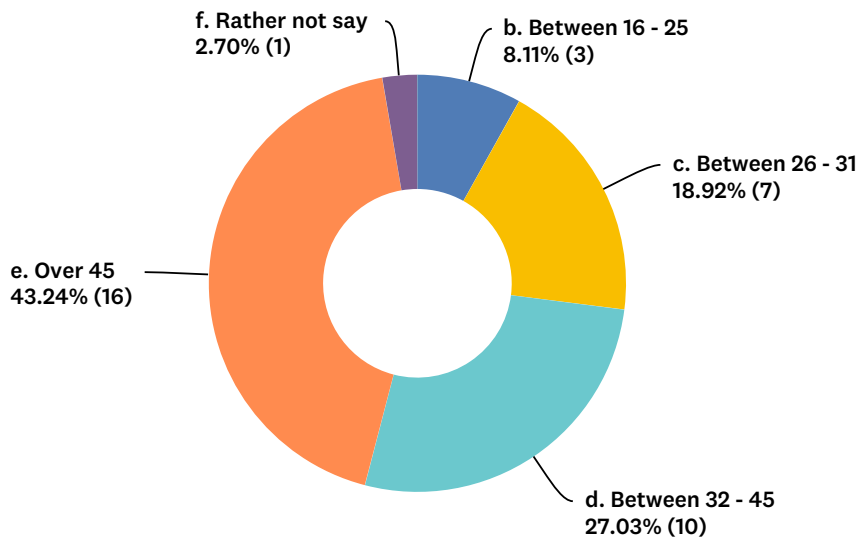
Answered: 37 Skipped: 1



| ANSWER CHOICES                                       | RESPONSES |           |
|--|-----------|-----------|
| a. Male  | 37.84%    | 14        |
| b. Female  | 59.46%    | 22        |
| c. I don't consider myself to have a specific gender | 0.00%     | 0         |
| d. Rather not say                                    | 2.70%     | 1         |
| <b>TOTAL</b>   |           | <b>37</b> |

### Q3 How old are you?

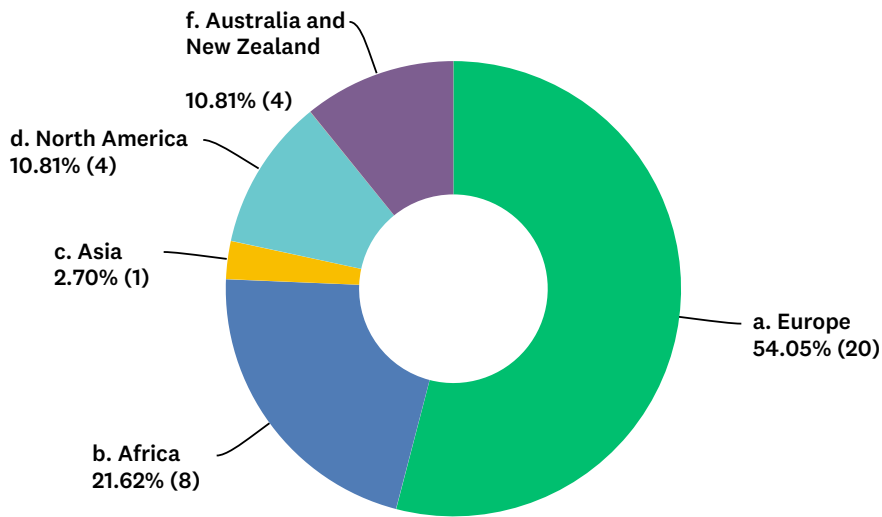
Answered: 37 Skipped: 1



| ANSWER CHOICES     | RESPONSES |           |
|--------------------|-----------|-----------|
| a. Under 16        | 0.00%     | 0         |
| b. Between 16 - 25 | 8.11%     | 3         |
| c. Between 26 - 31 | 18.92%    | 7         |
| d. Between 32 - 45 | 27.03%    | 10        |
| e. Over 45         | 43.24%    | 16        |
| f. Rather not say  | 2.70%     | 1         |
| <b>TOTAL</b>       |           | <b>37</b> |

### Q4 What part of the world are you from (currently living)?

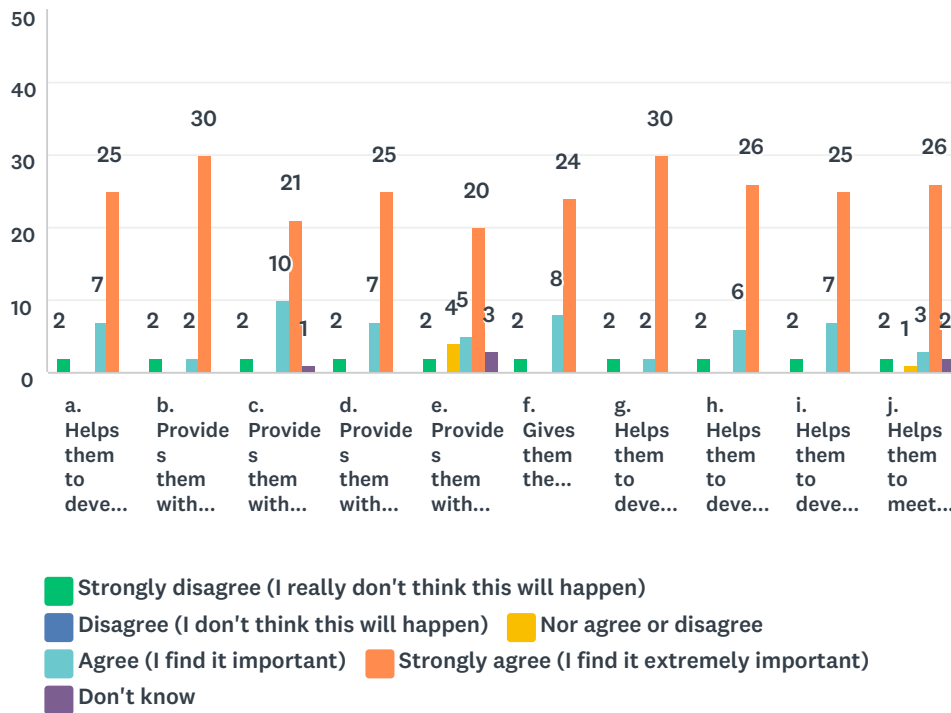
Answered: 37 Skipped: 1



| ANSWER CHOICES               | RESPONSES |           |
|------------------------------|-----------|-----------|
| a. Europe                    | 54.05%    | 20        |
| b. Africa                    | 21.62%    | 8         |
| c. Asia                      | 2.70%     | 1         |
| d. North America             | 10.81%    | 4         |
| e. South America             | 0.00%     | 0         |
| f. Australia and New Zealand | 10.81%    | 4         |
| g. Rather not say            | 0.00%     | 0         |
| <b>TOTAL</b>                 |           | <b>37</b> |

### Q5 In relation to individuals with Cerebral Palsy or another neurological conditions, I find that participating within sports and recreation:

Answered: 34 Skipped: 4



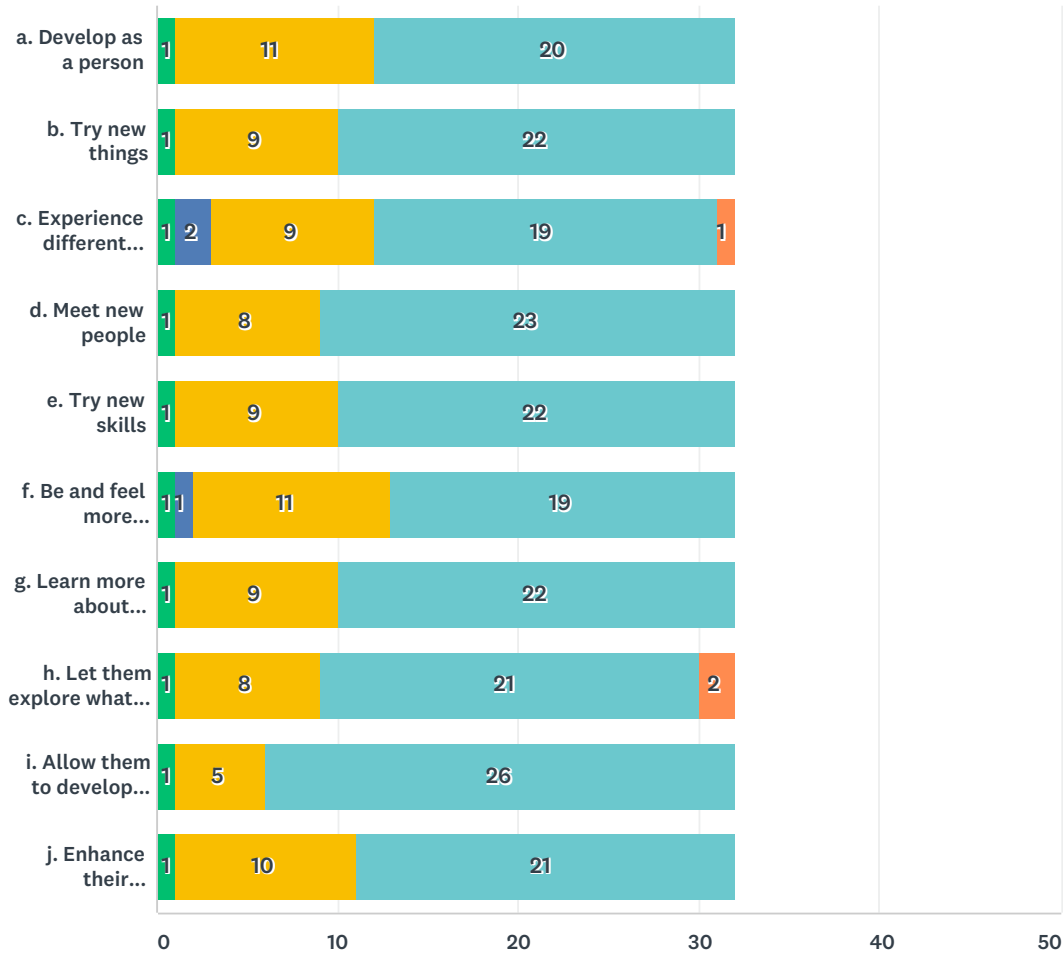
|   | STRONGLY DISAGREE (I REALLY DON'T THINK THIS WILL HAPPEN) (1) | DISAGREE (I DON'T THINK THIS WILL HAPPEN) (2) | NOR AGREE OR DISAGREE (3) | AGREE (I FIND IT IMPORTANT) (4) | STRONGLY AGREE (I FIND IT EXTREMELY IMPORTANT) (5) | DON'T KNOW (6) | TOTAL | WEIGHTED AVERAGE |
|---|---|---|---------------------------|---------------------------------|--|----------------|-------|------------------|
| a. Helps them to develop their interests outside of school, college, university and/or work | 5.88%<br>2  | 0.00%<br>0                                    | 0.00%<br>0                | 20.59%<br>7                     | 73.53%<br>25                                       | 0.00%<br>0     | 34    | 4.56             |
| b. Provides them with enjoyment and fun   | 5.88%<br>2  | 0.00%<br>0                                    | 0.00%<br>0                | 5.88%<br>2                      | 88.24%<br>30                                       | 0.00%<br>0     | 34    | 4.71             |
| c. Provides them with the opportunity to relax and to worry less about different issues     | 5.88%<br>2  | 0.00%<br>0                                    | 0.00%<br>0                | 29.41%<br>10                    | 61.76%<br>21                                       | 2.94%<br>1     | 34    | 4.32             |
| d. Provides them with a sense of satisfaction   | 5.88%<br>2  | 0.00%<br>0                                    | 0.00%<br>0                | 20.59%<br>7                     | 73.53%<br>25                                       | 0.00%<br>0     | 34    | 4.56             |
| e. Provides them with a sense of meaning  | 5.88%<br>2  | 0.00%<br>0                                    | 11.76%<br>4               | 14.71%<br>5                     | 58.82%<br>20                                       | 8.82%<br>3     | 34    | 3.94             |

|   |            |            |            |             |              |            |    |      |
|---|------------|------------|------------|-------------|--------------|------------|----|------|
| f. Gives them the opportunity to try different things         | 5.88%<br>2 | 0.00%<br>0 | 0.00%<br>0 | 23.53%<br>8 | 70.59%<br>24 | 0.00%<br>0 | 34 | 4.53 |
| g. Helps them to develop their confidence                     | 5.88%<br>2 | 0.00%<br>0 | 0.00%<br>0 | 5.88%<br>2  | 88.24%<br>30 | 0.00%<br>0 | 34 | 4.71 |
| h. Helps them to develop different skills                     | 5.88%<br>2 | 0.00%<br>0 | 0.00%<br>0 | 17.65%<br>6 | 76.47%<br>26 | 0.00%<br>0 | 34 | 4.59 |
| i. Helps them to develop their independence                   | 5.88%<br>2 | 0.00%<br>0 | 0.00%<br>0 | 20.59%<br>7 | 73.53%<br>25 | 0.00%<br>0 | 34 | 4.56 |
| j. Helps them to meet other people and to develop friendships | 5.88%<br>2 | 0.00%<br>0 | 2.94%<br>1 | 8.82%<br>3  | 76.47%<br>26 | 5.88%<br>2 | 34 | 4.32 |

| BASIC STATISTICS  |         |         |        |      |                    |
|---|---------|---------|--------|------|--------------------|
|   | MINIMUM | MAXIMUM | MEDIAN | MEAN | STANDARD DEVIATION |
| a. Helps them to develop their interests outside of school, college, university and/or work | 1.00    | 5.00    | 5.00   | 4.56 | 0.98               |
| b. Provides them with enjoyment and fun   | 1.00    | 5.00    | 5.00   | 4.71 | 0.96               |
| c. Provides them with the opportunity to relax and to worry less about different issues     | 1.00    | 6.00    | 5.00   | 4.50 | 1.01               |
| d. Provides them with a sense of satisfaction   | 1.00    | 5.00    | 5.00   | 4.56 | 0.98               |
| e. Provides them with a sense of meaning  | 1.00    | 6.00    | 5.00   | 4.47 | 1.17               |
| f. Gives them the opportunity to try different things                                       | 1.00    | 5.00    | 5.00   | 4.53 | 0.98               |
| g. Helps them to develop their confidence   | 1.00    | 5.00    | 5.00   | 4.71 | 0.96               |
| h. Helps them to develop different skills   | 1.00    | 5.00    | 5.00   | 4.59 | 0.97               |
| i. Helps them to develop their independence   | 1.00    | 5.00    | 5.00   | 4.56 | 0.98               |
| j. Helps them to meet other people and to develop friendships                               | 1.00    | 6.00    | 5.00   | 4.68 | 1.05               |

### Q6 I feel that if CPISTRA developed a recreational activity based (a non-sports) camp, it will give individuals with Cerebral Palsy or with another neurological conditions a chance to:

Answered: 32 Skipped: 6



■ It won't   
 ■ It would but only a small amount   
 ■ It would   
 ■ It would really help them   
 ■ Not sure as I don't know individuals with Cerebral Palsy or neurological conditions t.

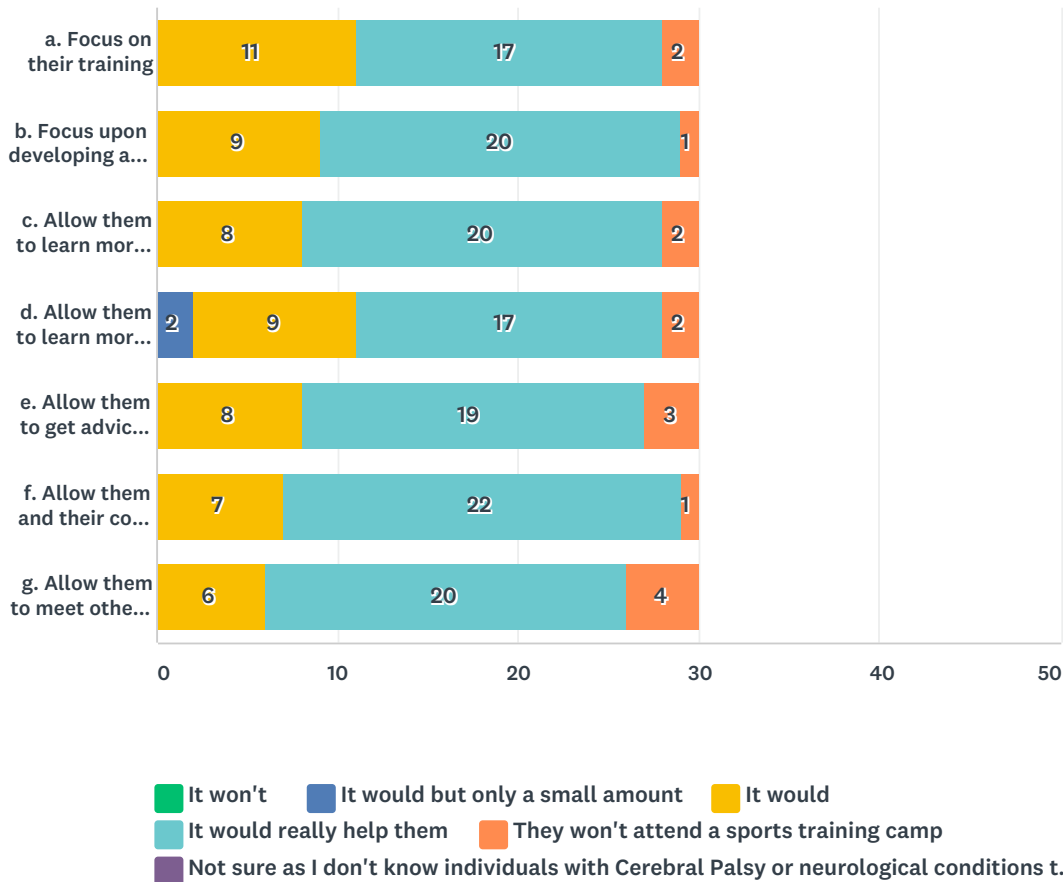
|                                  | IT WON'T   | IT WOULD BUT ONLY A SMALL AMOUNT | IT WOULD     | IT WOULD REALLY HELP THEM | NOT SURE AS I DON'T KNOW INDIVIDUALS WITH CEREBRAL PALSY OR NEUROLOGICAL CONDITIONS THAT PERSONALLY | TOTAL | WEIGHTED AVERAGE |
|----------------------------------|------------|----------------------------------|--------------|---------------------------|---|-------|------------------|
| a. Develop as a person           | 3.13%<br>1 | 0.00%<br>0                       | 34.38%<br>11 | 62.50%<br>20              | 0.00%<br>0  | 32    | 3.56             |
| b. Try new things                | 3.13%<br>1 | 0.00%<br>0                       | 28.13%<br>9  | 68.75%<br>22              | 0.00%<br>0  | 32    | 3.63             |
| c. Experience different cultures | 3.13%<br>1 | 6.25%<br>2                       | 28.13%<br>9  | 59.38%<br>19              | 3.13%<br>1  | 32    | 3.38             |

|   |            |            |              |              |            |    |      |
|---|------------|------------|--------------|--------------|------------|----|------|
| d. Meet new people  | 3.13%<br>1 | 0.00%<br>0 | 25.00%<br>8  | 71.88%<br>23 | 0.00%<br>0 | 32 | 3.66 |
| e. Try new skills   | 3.13%<br>1 | 0.00%<br>0 | 28.13%<br>9  | 68.75%<br>22 | 0.00%<br>0 | 32 | 3.63 |
| f. Be and feel more independent                                   | 3.13%<br>1 | 3.13%<br>1 | 34.38%<br>11 | 59.38%<br>19 | 0.00%<br>0 | 32 | 3.50 |
| g. Learn more about themselves                                    | 3.13%<br>1 | 0.00%<br>0 | 28.13%<br>9  | 68.75%<br>22 | 0.00%<br>0 | 32 | 3.63 |
| h. Let them explore what they can do and who they are as a person | 3.13%<br>1 | 0.00%<br>0 | 25.00%<br>8  | 65.63%<br>21 | 6.25%<br>2 | 32 | 3.41 |
| i. Allow them to develop their confidence and life skills         | 3.13%<br>1 | 0.00%<br>0 | 15.63%<br>5  | 81.25%<br>26 | 0.00%<br>0 | 32 | 3.75 |
| j. Enhance their well-being                                       | 3.13%<br>1 | 0.00%<br>0 | 31.25%<br>10 | 65.63%<br>21 | 0.00%<br>0 | 32 | 3.59 |



### Q7 I feel that if CPISRA developed a sport training camp, it will give individuals with Cerebral Palsy or another neurological condition a chance to:

Answered: 30 Skipped: 8

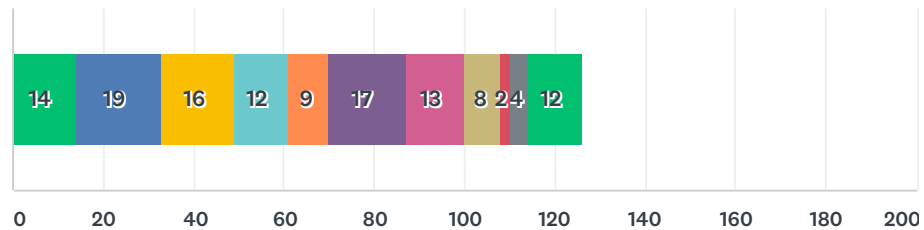


|   | IT WON'T   | IT WOULD BUT ONLY A SMALL AMOUNT | IT WOULD     | IT WOULD REALLY HELP THEM | THEY WON'T ATTEND A SPORTS TRAINING CAMP | NOT SURE AS I DON'T KNOW INDIVIDUALS WITH CEREBRAL PALSY OR NEUROLOGICAL CONDITIONS THAT PERSONALLY | TOTAL | WEIGHTED AVERAGE |
|---|------------|----------------------------------|--------------|---------------------------|--|---|-------|------------------|
| a. Focus on their training                                  | 0.00%<br>0 | 0.00%<br>0                       | 36.67%<br>11 | 56.67%<br>17              | 6.67%<br>2                               | 0.00%<br>0  | 30    | 3.37             |
| b. Focus upon developing a specific technique               | 0.00%<br>0 | 0.00%<br>0                       | 30.00%<br>9  | 66.67%<br>20              | 3.33%<br>1                               | 0.00%<br>0  | 30    | 3.57             |
| c. Allow them to learn more about strength and conditioning | 0.00%<br>0 | 0.00%<br>0                       | 26.67%<br>8  | 66.67%<br>20              | 6.67%<br>2                               | 0.00%<br>0  | 30    | 3.47             |

|  |            |            |             |              |             |            |    |      |
|--|------------|------------|-------------|--------------|-------------|------------|----|------|
| d. Allow them to learn more about different muscles which they use and are key for their sport | 0.00%<br>0 | 6.67%<br>2 | 30.00%<br>9 | 56.67%<br>17 | 6.67%<br>2  | 0.00%<br>0 | 30 | 3.30 |
| e. Allow them to get advice and tips from other coaches  | 0.00%<br>0 | 0.00%<br>0 | 26.67%<br>8 | 63.33%<br>19 | 10.00%<br>3 | 0.00%<br>0 | 30 | 3.33 |
| f. Allow them and their coach to train without any detractions                                 | 0.00%<br>0 | 0.00%<br>0 | 23.33%<br>7 | 73.33%<br>22 | 3.33%<br>1  | 0.00%<br>0 | 30 | 3.63 |
| g. Allow them to meet other athletes   | 0.00%<br>0 | 0.00%<br>0 | 20.00%<br>6 | 66.67%<br>20 | 13.33%<br>4 | 0.00%<br>0 | 30 | 3.27 |

**Q8 If you or your organisation did send / recommend people to attend a sports and/or a recreational activity based camp, which of the following facilities and care assistance would be needed.(You can tick as many boxes as you want)**

Answered: 30 Skipped: 8



- a. A hoist    ■ b. A ramp into buildings and around the swimming pool
- c. Automatic doors    ■ d. Specialist cutlery
- e. Care assistance but only to do a couple of basic tasks (such as, shaving or cutting nails)
- f. Care assistance with more than a couple of tasks (such as, assistance with eating, bathing or getting in and out of bed)
- g. Assistance with going out into the community    ■ h. Care all of the time
- i. None of these    ■ j. Not sure as I don't get involved with their care arrangements
- k. They will also need assistance with... (please insert comment in the box)/Any other comment

| ANSWER CHOICES  | RESPONSES |    |
|---|-----------|----|
| a. A hoist  | 46.67%    | 14 |
| b. A ramp into buildings and around the swimming pool   | 63.33%    | 19 |
| c. Automatic doors  | 53.33%    | 16 |
| d. Specialist cutlery   | 40.00%    | 12 |
| e. Care assistance but only to do a couple of basic tasks (such as, shaving or cutting nails)                               | 30.00%    | 9  |
| f. Care assistance with more than a couple of tasks (such as, assistance with eating, bathing or getting in and out of bed) | 56.67%    | 17 |
| g. Assistance with going out into the community   | 43.33%    | 13 |
| h. Care all of the time   | 26.67%    | 8  |
| i. None of these  | 6.67%     | 2  |
| j. Not sure as I don't get involved with their care arrangements  | 13.33%    | 4  |
| k. They will also need assistance with... (please insert comment in the box)/Any other comment                              | 40.00%    | 12 |
| Total Respondents: 30   |           |    |

Q9 We at CPISTRA want to stay in touch with you so that we can inform you of different services that we offer and keep you up to date with any news, initiatives and events that will be happening. Please insert your e-mail address and your name in the box below.

Answered: 28 Skipped: 10

| ANSWER CHOICES | RESPONSES |    |
|----------------|-----------|----|
| Name:          | 100.00%   | 28 |
| E-mail:        | 96.43%    | 27 |

## Q10 Do you have any other comments?

Answered: 18 Skipped: 20